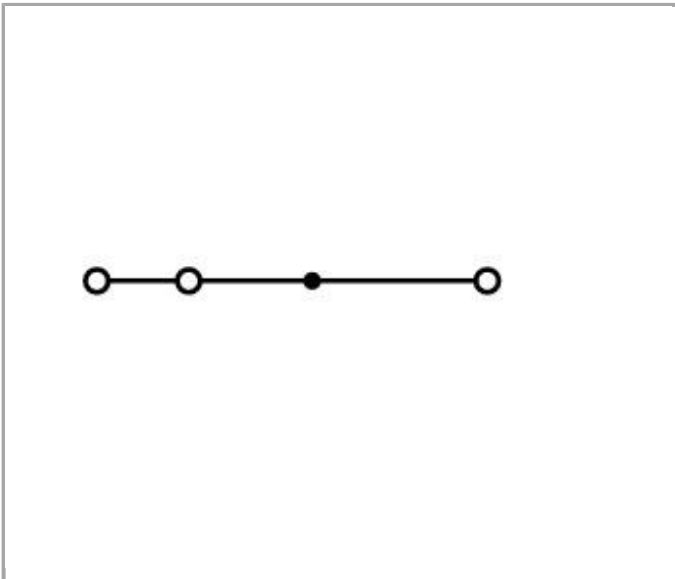
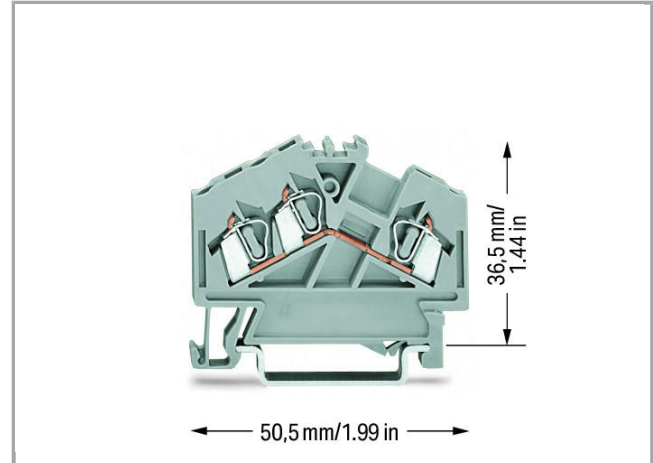
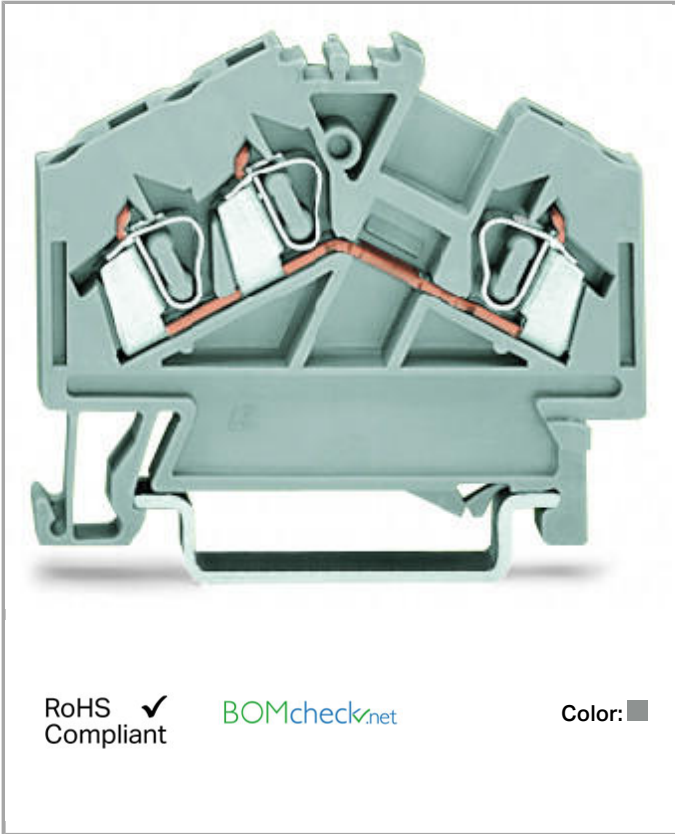


Data sheet | Item number: 280-641

3-conductor through terminal block; 2.5 mm<sup>2</sup>; center marking; for DIN-rail 35 x 15 and 35 x 7.5; CAGE CLAMP®



280-641



Item description

**Note:****Terminating Aluminum Conductors**

WAGO spring clamp terminal blocks are suitable for solid aluminum conductors up to 4 mm<sup>2</sup>/12 AWG if WAGO "Alu-Plus" Contact Paste is used for termination.

"Alu-Plus" Contact Paste Advantages:

- Automatically destroys the oxide film during clamping.
- Prevents fresh oxidation at the clamping point.
- Prevents electrolytic corrosion between aluminum and copper conductors (in the same terminal block).
- Provides long-term protection against corrosion.

Using terminal blocks with CAGE CLAMP® Spring Pressure Connection Technology, **aluminum conductors must first be cleaned with a blade** and then immediately be inserted into the clamping units filled with "Alu-Plus" Contact Paste.

It is also possible to apply WAGO "Alu-Plus" **additionally** on the whole surface of the aluminum conductor before termination.

Please note that the nominal currents must be adapted to the reduced conductivity of the aluminum conductors:

2.5 mm<sup>2</sup> (14 AWG) = 16 A

4 mm<sup>2</sup> (12 AWG) = 22 A

**Data****Electrical data****Ratings per IEC/EN 60664-1**

|                                 |       |
|---------------------------------|-------|
| Rated voltage (III / 3)         | 800 V |
| Rated impulse voltage (III / 3) | 8 kV  |
| Rated current                   | 24 A  |

**Connection data**

|                                   |  |
|-----------------------------------|--|
| Connection technology             | CAGE CLAMP®                                  |
| Actuation type                    | Operating tool                               |
| Connectable conductor materials   | Copper<br>Aluminum                           |
| Solid conductor                   | 0.08 ... 2.5 mm <sup>2</sup> / 28 ... 12 AWG |
| Fine-stranded conductor           | 0.08 ... 2.5 mm <sup>2</sup> / 28 ... 12 AWG |
| Strip length                      | 8 ... 9 mm / 0.31 ... 0.35 inch              |
| Note (conductor cross-section)    | 12 AWG: THHN, THWN                           |
| Total number of connection points | 3  |
| Total number of potentials        | 1  |
| Number of levels                  | 1  |
| Type of wiring                    | Front-entry wiring                           |

## Geometrical Data

|                                       |                      |
|---------------------------------------|----------------------|
| Width                                 | 5 mm / 0.197 inch    |
| Height from upper-edge of DIN-35 rail | 36.5 mm / 1.437 inch |
| Depth                                 | 50.5 mm / 1.988 inch |

## Mechanical data

|                  |                |
|------------------|----------------|
| Design           | angled         |
| Type of mounting | DIN-35 rail    |
| Marking level    | Center marking |

## Material Data


|                     |                      |
|---------------------|----------------------|
| Color               | gray                 |
| Insulating material | Polyamide 66 (PA 66) |
| Fire load           | 0.121 MJ             |
| Weight              | 6.68 g               |

## Commercial data


|                    |                                  |
|--------------------|----------------------------------|
| Product Group      | 1 (Rail Mounted Terminal Blocks) |
| Country of origin  | DE                               |
| GTIN               | 4044918325806                    |
| Customs Tariff No. | 85369010000                      |

## Approvals / Certificates

### Country specific Approvals

| Logo   | Approval                        | Additional Approval Text | Certificate name |
|--|---------------------------------|--------------------------|------------------|
|  | CCA<br>DEKRA Certification B.V. | EN 60947                 | 2157201.01       |

### Ship Approvals

| Logo   | Approval                           | Additional Approval Text | Certificate name         |
|--|------------------------------------|--------------------------|--------------------------|
|  | ABS<br>American Bureau of Shipping | EN 60947                 | 14-<br>HG1293677-<br>PDA |

### UL-Approvals













| Logo | Approval | Additional Approval Text | Certificate name |
|------|----------|--------------------------|------------------|
|      | UR       | UL 1059                  | E45172           |












Underwriters Laboratories Inc.

## Compatible products




## Carrier rail

|  |  |         |
|--|--|---------|
|    | <b>Item no.: 210-112</b><br>Steel carrier rail; 35 x 7.5 mm; 1 mm thick; 2 m long; slotted; according to EN 60715; "Hole width 25 mm | 210-112 |
|  | <b>Item no.: 210-113</b><br>Steel carrier rail; 35 x 7.5 mm; 1 mm thick; 2 m long; unslotted; according to EN 60715                  | 210-113 |
|  | <b>Item no.: 210-114</b><br>Steel carrier rail; 35 x 15 mm; 1.5 mm thick; 2 m long; unslotted; similar to EN 60715                   | 210-114 |
|  | <b>Item no.: 210-115</b><br>Steel carrier rail; 35 x 7.5 mm; 1 mm thick; 2 m long; slotted; according to EN 60715; "Hole width 18 mm | 210-115 |
|  | <b>Item no.: 210-118</b><br>Steel carrier rail; 35 x 15 mm; 2.3 mm thick; 2 m long; unslotted; according to EN 60715                 | 210-118 |
|  | <b>Item no.: 210-196</b><br>Aluminum carrier rail; 35 x 8.2 mm; 1.6 mm thick; 2 m long; unslotted; similar to EN 60715               | 210-196 |
|  | <b>Item no.: 210-197</b><br>Steel carrier rail; 35 x 15 mm; 1.5 mm thick; 2 m long; slotted; similar to EN 60715                     | 210-197 |
|  | <b>Item no.: 210-198</b><br>Copper carrier rail; 35 x 15 mm; 2.3 mm thick; 2 m long; unslotted; according to EN 60715                | 210-198 |
|  | <b>Item no.: 210-504</b><br>Steel carrier rail; 35 x 7.5 mm; 1 mm thick; 2 m long; slotted; galvanized; according to EN 60715        | 210-504 |
|  | <b>Item no.: 210-505</b><br>Steel carrier rail; 35 x 7.5 mm; 1 mm thick; 2 m long; unslotted; galvanized; according to EN 60715      | 210-505 |
|  | <b>Item no.: 210-506</b><br>Steel carrier rail; 35 x 15 mm; 1.5 mm thick; 2 m long; unslotted; galvanized; similar to EN 60715       | 210-506 |
|  | <b>Item no.: 210-508</b><br>Steel carrier rail; 35 x 15 mm; 1.5 mm thick; 2 m long; slotted; galvanized; similar to EN 60715         | 210-508 |





## ferrule

|  |  |         |
|--|--|---------|
|    | <b>Item no.: 216-101</b><br>Ferrule; Sleeve for 0.5 mm <sup>2</sup> / AWG 22; uninsulated; electro-tin plated  | 216-101 |
|    | <b>Item no.: 216-102</b><br>Ferrule; Sleeve for 0.75 mm <sup>2</sup> / AWG 20; uninsulated; electro-tin plated | 216-102 |
|    | <b>Item no.: 216-103</b><br>Ferrule; Sleeve for 1 mm <sup>2</sup> / AWG 18; uninsulated; electro-tin plated    | 216-103 |
|    | <b>Item no.: 216-104</b><br>Ferrule; Sleeve for 1.5 mm <sup>2</sup> / AWG 16; uninsulated; electro-tin plated  | 216-104 |
|    | <b>Item no.: 216-201</b><br>Ferrule; Sleeve for 0.5 mm <sup>2</sup> / 20 AWG; insulated; electro-tin plated    | 216-201 |
|    | <b>Item no.: 216-202</b><br>Ferrule; Sleeve for 0.75 mm <sup>2</sup> / 18 AWG; insulated; electro-tin plated   | 216-202 |
|    | <b>Item no.: 216-203</b><br>Ferrule; Sleeve for 1 mm <sup>2</sup> / AWG 18; insulated; electro-tin plated      | 216-203 |
|    | <b>Item no.: 216-204</b><br>Ferrule; Sleeve for 1.5 mm <sup>2</sup> / AWG 16; insulated; electro-tin plated    | 216-204 |
|  | <b>Item no.: 216-301</b><br>Ferrule; Sleeve for 0.25 mm <sup>2</sup> / AWG 24; insulated; electro-tin plated   | 216-301 |
|  | <b>Item no.: 216-302</b><br>Ferrule; Sleeve for 0.34 mm <sup>2</sup> / 22 AWG; insulated; electro-tin plated   | 216-302 |

## Insulation stop
















|  |   |         |
|--|---|---------|
|  | <b>Item no.: 280-470</b><br>Insulation stop; 0.08 - 0.2 mm <sup>2</sup> "s" (0.14 mm <sup>2</sup> "f-st"); 5 pieces/strip | 280-470 |
|  | <b>Item no.: 280-471</b><br>Insulation stop; 0.25 - 0.5 mm <sup>2</sup> ; 5 pieces/strip                                  | 280-471 |
|  | <b>Item no.: 280-472</b><br>Insulation stop; 0.75 - 1 mm <sup>2</sup> ; 5 pieces/strip                                    | 280-472 |
















## check

















|  |  |         |
|--|--|---------|
|  | <b>Item no.: 209-170</b><br>Test plug adapter; 8.3 mm wide; for 4 mm Ø test plugs; suitable for 1.5 mm <sup>2</sup> - 10 mm <sup>2</sup> tbs | 209-170 |
|  | <b>Item no.: 249-106</b><br>B-type test plug module; modular   | 249-106 |
|  | <b>Item no.: 249-107</b><br>B-type spacer module; modular; e.g., for bridging commoned terminal blocks                                       | 249-107 |
|  | <b>Item no.: 249-141</b><br>L-type test plug module; modular; with spring-loaded contact pin; Center module                                  | 249-141 |















## General accessories















|  |  |         |
|--|--|---------|
|  | <b>Item no.: 231-162/003-000</b><br>Male connector for rail-mount terminal blocks; 1.2 x 1.2 mm pins; straight; Pin spacing 5 mm; 2-pole / 003-000 | 231-162 |
|--|--|---------|

|  |   |         |
|--|---|---------|
|    | <b>Item no.: 231-163/003-000</b><br>Male connector for rail-mount terminal blocks; 1.2 x 1.2 mm pins; straight; Pin spacing 5 mm; 3-pole  | 231-163 |
|    | <b>Item no.: 231-164/003-000</b><br>Male connector for rail-mount terminal blocks; 1.2 x 1.2 mm pins; straight; Pin spacing 5 mm; 4-pole  | 231-164 |
|    | <b>Item no.: 231-165/003-000</b><br>Male connector for rail-mount terminal blocks; 1.2 x 1.2 mm pins; straight; Pin spacing 5 mm; 5-pole  | 231-165 |
|    | <b>Item no.: 231-166/003-000</b><br>Male connector for rail-mount terminal blocks; 1.2 x 1.2 mm pins; straight; Pin spacing 5 mm; 6-pole  | 231-166 |
|    | <b>Item no.: 231-167/003-000</b><br>Male connector for rail-mount terminal blocks; 1.2 x 1.2 mm pins; straight; Pin spacing 5 mm; 7-pole  | 231-167 |
|    | <b>Item no.: 231-168/003-000</b><br>Male connector for rail-mount terminal blocks; 1.2 x 1.2 mm pins; straight; Pin spacing 5 mm; 8-pole  | 231-168 |
|   | <b>Item no.: 231-169/003-000</b><br>Male connector for rail-mount terminal blocks; 1.2 x 1.2 mm pins; straight; Pin spacing 5 mm; 9-pole  | 231-169 |
|  | <b>Item no.: 231-170/003-000</b><br>Male connector for rail-mount terminal blocks; 1.2 x 1.2 mm pins; straight; Pin spacing 5 mm; 10-pole | 231-170 |
|  | <b>Item no.: 231-171/003-000</b><br>Male connector for rail-mount terminal blocks; 1.2 x 1.2 mm pins; straight; Pin spacing 5 mm; 11-pole | 231-171 |
|  | <b>Item no.: 231-172/003-000</b><br>Male connector for rail-mount terminal blocks; 1.2 x 1.2 mm pins; straight; Pin spacing 5 mm; 12-pole | 231-172 |
|  | <b>Item no.: 231-176/003-000</b><br>Male connector for rail-mount terminal blocks; 1.2 x 1.2 mm pins; straight; Pin spacing 5 mm; 16-pole | 231-176 |
|  | <b>Item no.: 231-180/003-000</b><br>Male connector for rail-mount terminal blocks; 1.2 x 1.2 mm pins; straight; Pin spacing 5 mm; 20-pole | 231-180 |
|  | <b>Item no.: 231-668</b><br>Lockout caps; for covering unused clamping units  | 231-668 |
|  | <b>Item no.: 231-669</b><br>Lockout caps; for covering unused clamping units  | 231-669 |
|  | <b>Item no.: 249-105</b><br>Group marker carrier  | 249-105 |

|  |   |                     |
|--|---|---------------------|
|     | <b>Item no.: 280-404</b><br>Test plug adapter; 5 mm wide; for test plug 210-137 (2.3 mm Ø); suitable for 1.5 mm <sup>2</sup> - 4 mm <sup>2</sup> tbs                          | 280-404             |
|     | <b>Item no.: 280-418</b><br>Test plug module; modular; suitable for all WAGO 280 and 780 Series rail-mounted terminal blocks with jumper slots in the current bar             | 280-418             |
|    | <b>Item no.: 280-419</b><br>Spacer module; modular; bridging commoned terminal blocks   | 280-419             |
|     | <b>Item no.: 281-407</b><br>Test plug; 6 mm wide; Nominal current 24 A; for 0.08 mm <sup>2</sup> - 2.5 mm <sup>2</sup>  | 281-407             |
|    | <b>Item no.: 721-162/003-000</b><br>Male connector for rail-mount terminal blocks; 1.2 x 1.2 mm pins; straight; 100% protected against mismatching; Pin spacing 5 mm; 2-pole  | 721-162<br>/UU3-UUU |
|    | <b>Item no.: 721-163/003-000</b><br>Male connector for rail-mount terminal blocks; 1.2 x 1.2 mm pins; straight; 100% protected against mismatching; Pin spacing 5 mm; 3-pole  | 721-163<br>/UU3-UUU |
|    | <b>Item no.: 721-164/003-000</b><br>Male connector for rail-mount terminal blocks; 1.2 x 1.2 mm pins; straight; 100% protected against mismatching; Pin spacing 5 mm; 4-pole  | 721-164<br>/UU3-UUU |
|   | <b>Item no.: 721-165/003-000</b><br>Male connector for rail-mount terminal blocks; 1.2 x 1.2 mm pins; straight; 100% protected against mismatching; Pin spacing 5 mm; 5-pole  | 721-165<br>/UU3-UUU |
|  | <b>Item no.: 721-166/003-000</b><br>Male connector for rail-mount terminal blocks; 1.2 x 1.2 mm pins; straight; 100% protected against mismatching; Pin spacing 5 mm; 6-pole  | 721-166<br>/UU3-UUU |
|  | <b>Item no.: 721-167/003-000</b><br>Male connector for rail-mount terminal blocks; 1.2 x 1.2 mm pins; straight; 100% protected against mismatching; Pin spacing 5 mm; 7-pole  | 721-167<br>/UU3-UUU |
|  | <b>Item no.: 721-168/003-000</b><br>Male connector for rail-mount terminal blocks; 1.2 x 1.2 mm pins; straight; 100% protected against mismatching; Pin spacing 5 mm; 8-pole  | 721-168<br>/UU3-UUU |
|  | <b>Item no.: 721-169/003-000</b><br>Male connector for rail-mount terminal blocks; 1.2 x 1.2 mm pins; straight; 100% protected against mismatching; Pin spacing 5 mm; 9-pole  | 721-169<br>/UU3-UUU |
|  | <b>Item no.: 721-170/003-000</b><br>Male connector for rail-mount terminal blocks; 1.2 x 1.2 mm pins; straight; 100% protected against mismatching; Pin spacing 5 mm; 10-pole | 721-170<br>/UU3-UUU |
|  | <b>Item no.: 721-171/003-000</b><br>Male connector for rail-mount terminal blocks; 1.2 x 1.2 mm pins; straight; 100% protected against mismatching; Pin spacing 5 mm; 11-pole | 721-171<br>/UU3-UUU |
|  | <b>Item no.: 721-172/003-000</b><br>Male connector for rail-mount terminal blocks; 1.2 x 1.2 mm pins; straight; 100% protected against mismatching; Pin spacing 5 mm; 12-pole | 721-172<br>/UU3-UUU |
|  | <b>Item no.: 721-173/003-000</b><br>Male connector for rail-mount terminal blocks; 1.2 x 1.2 mm pins; straight; 100% protected against  |                     |

|  |   |                  |         |
|--|---|------------------|---------|
|    | mismating; Pin spacing 5 mm; 13-pole  |                  | 721-173 |
|  |   | /003-000         |         |
|    | <b>Item no.: 721-174/003-000</b><br>Male connector for rail-mount terminal blocks; 1.2 x 1.2 mm pins; straight; 100% protected against mismating; Pin spacing 5 mm; 14-pole |                  | 721-174 |
|  |   | /003-000         |         |
|    | <b>Item no.: 721-175/003-000</b><br>Male connector for rail-mount terminal blocks; 1.2 x 1.2 mm pins; straight; 100% protected against mismating; Pin spacing 5 mm; 15-pole |                  | 721-175 |
|  |   | /003-000         |         |
|    | <b>Item no.: 721-176/003-000</b><br>Male connector for rail-mount terminal blocks; 1.2 x 1.2 mm pins; straight; 100% protected against mismating; Pin spacing 5 mm; 16-pole |                  | 721-176 |
|  |   | /003-000         |         |
|    | <b>Item no.: 721-180/003-000</b><br>Male connector for rail-mount terminal blocks; 1.2 x 1.2 mm pins; straight; 100% protected against mismating; Pin spacing 5 mm; 20-pole |                  | 721-180 |
|  |   | /003-000         |         |
| <b>tools</b>   |   |                  |         |
|    | <b>Item no.: 210-657</b><br>Operating tool with partially insulated shaft; Blade (3.5 x 0.5) mm; short  |                  | 210-657 |
|    | <b>Item no.: 210-658</b><br>Operating tool with partially insulated shaft; Blade (3.5 x 0.5) mm; short; angled  |                  | 210-658 |
|  | <b>Item no.: 210-720</b><br>Operating tool with partially insulated shaft; Type 2, blade (3.5 x 0.5) mm   |                  | 210-720 |
| <b>assembling</b>  |   |                  |         |
|  | <b>Item no.: 209-106</b><br>Mounting carrier; for isolated mounting on DIN 35 rails   |                  | 209-106 |
|  | <b>Item no.: 709-153</b><br>Cover; Type 1; suitable for cover carrier, type 1; 1 m long   |                  | 709-153 |
| <b>End plate</b>   |   |                  |         |
|  | <b>Item no.: 280-312</b><br>End and intermediate plate; 2.5 mm thick  |                  | 280-312 |
|  | <b>Item no.: 280-313</b><br>End and intermediate plate; 2.5 mm thick  |                  | 280-313 |
|  | <b>Item no.: 280-318</b><br>Separator plate; 2.5 mm thick; oversized  |                  | 280-318 |
|  | <b>Item no.: 280-348</b><br>Separator plate; 2.5 mm thick; oversized  |                  | 280-348 |
| <b>Female plug</b>   |   |                  |         |
|  | <b>Item no.: 232-132/005-000</b><br>Female connector for rail-mount terminal blocks; straight; Pin spacing 5 mm; 2-pole   |                  | 232-132 |
|  |   | /005-000         |         |
|  | <b>Item no.: 232-132/005-000/039-000</b><br>Female connector for rail-mount terminal blocks; straight; Locking lever; Pin spacing 5 mm; 3-pole                              |                  | 232-132 |
|  |   | /005-000/039-000 |         |

|  |  |                             |
|--|--|-----------------------------|
|    | <b>Item no.: 232-133/005-000</b><br>Female connector for rail-mount terminal blocks; straight; Pin spacing 5 mm; 3-pole                        | 232-133<br>/005-000         |
|    | <b>Item no.: 232-133/005-000/039-000</b><br>Female connector for rail-mount terminal blocks; straight; Locking lever; Pin spacing 5 mm; 3-pole | 232-133<br>/005-000/039-000 |
|    | <b>Item no.: 232-134/005-000</b><br>Female connector for rail-mount terminal blocks; straight; Pin spacing 5 mm; 4-pole                        | 232-134<br>/005-000         |
|    | <b>Item no.: 232-134/005-000/039-000</b><br>Female connector for rail-mount terminal blocks; straight; Locking lever; Pin spacing 5 mm; 4-pole | 232-134<br>/005-000/039-000 |
|    | <b>Item no.: 232-135/005-000</b><br>Female connector for rail-mount terminal blocks; straight; Pin spacing 5 mm; 5-pole                        | 232-135<br>/005-000         |
|    | <b>Item no.: 232-135/005-000/039-000</b><br>Female connector for rail-mount terminal blocks; straight; Locking lever; Pin spacing 5 mm; 5-pole | 232-135<br>/005-000/039-000 |
|   | <b>Item no.: 232-136/005-000</b><br>Female connector for rail-mount terminal blocks; straight; Pin spacing 5 mm; 6-pole                        | 232-136<br>/005-000         |
|  | <b>Item no.: 232-136/005-000/039-000</b><br>Female connector for rail-mount terminal blocks; straight; Locking lever; Pin spacing 5 mm; 6-pole | 232-136<br>/005-000/039-000 |
|  | <b>Item no.: 232-137/005-000</b><br>Female connector for rail-mount terminal blocks; straight; Pin spacing 5 mm; 7-pole                        | 232-137<br>/005-000         |
|  | <b>Item no.: 232-137/005-000/039-000</b><br>Female connector for rail-mount terminal blocks; straight; Locking lever; Pin spacing 5 mm; 7-pole | 232-137<br>/005-000/039-000 |
|  | <b>Item no.: 232-138/005-000</b><br>Female connector for rail-mount terminal blocks; straight; Pin spacing 5 mm; 8-pole                        | 232-138<br>/005-000         |
|  | <b>Item no.: 232-138/005-000/039-000</b><br>Female connector for rail-mount terminal blocks; straight; Locking lever; Pin spacing 5 mm; 8-pole | 232-138<br>/005-000/039-000 |
|  | <b>Item no.: 232-139/005-000</b><br>Female connector for rail-mount terminal blocks; straight; Pin spacing 5 mm; 9-pole                        | 232-139<br>/005-000         |
|  | <b>Item no.: 232-139/005-000/039-000</b><br>Female connector for rail-mount terminal blocks; straight; Locking lever; Pin spacing 5 mm; 9-pole | 232-139<br>/005-000/039-000 |

|  |   |                             |
|--|---|-----------------------------|
|    | <b>Item no.: 232-140/005-000</b><br>Female connector for rail-mount terminal blocks; straight; Pin spacing 5 mm; 10-pole                        | 232-140<br>/005-000         |
|    | <b>Item no.: 232-140/005-000/039-000</b><br>Female connector for rail-mount terminal blocks; straight; Locking lever; Pin spacing 5 mm; 10-pole | 232-140<br>/005-000/039-000 |
|    | <b>Item no.: 232-142/005-000</b><br>Female connector for rail-mount terminal blocks; straight; Pin spacing 5 mm; 12-pole                        | 232-142<br>/005-000         |
|    | <b>Item no.: 232-142/005-000/039-000</b><br>Female connector for rail-mount terminal blocks; straight; Locking lever; Pin spacing 5 mm; 12-pole | 232-142<br>/005-000/039-000 |
|    | <b>Item no.: 232-146/005-000</b><br>Female connector for rail-mount terminal blocks; straight; Pin spacing 5 mm; 16-pole                        | 232-146<br>/005-000         |
|    | <b>Item no.: 232-146/005-000/039-000</b><br>Female connector for rail-mount terminal blocks; straight; Locking lever; Pin spacing 5 mm; 16-pole | 232-146<br>/005-000/039-000 |
|   | <b>Item no.: 232-147/005-000/039-000</b><br>Female connector for rail-mount terminal blocks; straight; Locking lever; Pin spacing 5 mm; 17-pole | 232-147<br>/005-000/039-000 |
|  | <b>Item no.: 232-150/005-000</b><br>Female connector for rail-mount terminal blocks; straight; Pin spacing 5 mm; 20-pole                        | 232-150<br>/005-000         |
|  | <b>Item no.: 232-150/005-000/039-000</b><br>Female connector for rail-mount terminal blocks; straight; Locking lever; Pin spacing 5 mm; 20-pole | 232-150<br>/005-000/039-000 |
|  | <b>Item no.: 232-232/005-000</b><br>Female connector for rail-mount terminal blocks; angled; Pin spacing 5 mm; 2-pole                           | 232-232<br>/005-000         |
|  | <b>Item no.: 232-232/005-000/039-000</b><br>Female connector for rail-mount terminal blocks; angled; Locking lever; Pin spacing 5 mm; 2-pole    | 232-232<br>/005-000/039-000 |
|  | <b>Item no.: 232-233/005-000</b><br>Female connector for rail-mount terminal blocks; angled; Pin spacing 5 mm; 3-pole                           | 232-233<br>/005-000         |
|  | <b>Item no.: 232-233/005-000/039-000</b><br>Female connector for rail-mount terminal blocks; angled; Locking lever; Pin spacing 5 mm; 3-pole    | 232-233<br>/005-000/039-000 |
|  | <b>Item no.: 232-234/005-000</b><br>Female connector for rail-mount terminal blocks; angled; Pin spacing 5 mm; 4-pole                           | 232-234<br>/005-000         |
|  | <b>Item no.: 232-234/005-000/039-000</b><br>Female connector for rail-mount terminal blocks; angled; Locking lever; Pin spacing 5 mm; 4-pole    | 232-234<br>/005-000/039-000 |

**Item no.: 232-235/005-000**

Female connector for rail-mount terminal blocks; angled; Pin spacing 5 mm; 5-pole

/005-000

232-235

**Item no.: 232-235/005-000/039-000**

Female connector for rail-mount terminal blocks; angled; Locking lever; Pin spacing 5 mm; 5-pole

/005-000/039-000

232-235

**Item no.: 232-236/005-000**

Female connector for rail-mount terminal blocks; angled; Pin spacing 5 mm; 6-pole

/005-000

232-236

**Item no.: 232-236/005-000/039-000**

Female connector for rail-mount terminal blocks; angled; Locking lever; Pin spacing 5 mm; 6-pole

/005-000/039-000

232-236

**Item no.: 232-237/005-000**

Female connector for rail-mount terminal blocks; straight; Pin spacing 5 mm; 7-pole

/005-000

232-237

**Item no.: 232-238/005-000**

Female connector for rail-mount terminal blocks; angled; Pin spacing 5 mm; 8-pole

/005-000

232-238

**Item no.: 232-239/005-000**

Female connector for rail-mount terminal blocks; angled; Pin spacing 5 mm; 9-pole

/005-000

232-239

**Item no.: 232-240/005-000**

Female connector for rail-mount terminal blocks; angled; Pin spacing 5 mm; 10-pole

/005-000

232-240

**Item no.: 232-240/005-000/039-000**

Female connector for rail-mount terminal blocks; angled; Locking lever; Pin spacing 5 mm; 10-pole

/005-000/039-000

232-240

**Item no.: 232-242/005-000**

Female connector for rail-mount terminal blocks; angled; Pin spacing 5 mm; 12-pole

/005-000

232-242

**Item no.: 232-242/005-000/039-000**

Female connector for rail-mount terminal blocks; angled; Locking lever; Pin spacing 5 mm; 12-pole

/005-000/039-000

232-242

**Item no.: 232-246/005-000**

Female connector for rail-mount terminal blocks; angled; Pin spacing 5 mm; 16-pole

/005-000

232-246

**Item no.: 232-246/005-000/039-000**

Female connector for rail-mount terminal blocks; angled; Locking lever; Pin spacing 5 mm; 16-pole

/005-000/039-000
















232-246















**Item no.: 232-250/005-000**















Female connector for rail-mount terminal blocks; angled; Pin spacing 5 mm; 20-pole















/005-000















232-250
















|  |   |                             |
|--|---|-----------------------------|
|    | <b>Item no.: 232-250/005-000/039-000</b><br>Female connector for rail-mount terminal blocks; angled; Locking lever; Pin spacing 5 mm; 20-pole | 232-250<br>/005-000/039-000 |
|    | <b>Item no.: 232-732/005-000</b><br>Female connector for rail-mount terminal blocks; straight; Pin spacing 7.5 mm; 2-pole                     | 232-732<br>/005-000         |
|    | <b>Item no.: 232-733/005-000</b><br>Female connector for rail-mount terminal blocks; straight; Pin spacing 7.5 mm; 3-pole                     | 232-733<br>/005-000         |
|    | <b>Item no.: 232-734/005-000</b><br>Female connector for rail-mount terminal blocks; straight; Pin spacing 7.5 mm; 4-pole                     | 232-734<br>/005-000         |
|    | <b>Item no.: 232-734/005-000/039-000</b><br>Female connector for rail-mount terminal blocks; straight; Pin spacing 7.5 mm; 4-pole             | 232-734<br>/005-000/039-000 |
|    | <b>Item no.: 232-735/005-000</b><br>Female connector for rail-mount terminal blocks; straight; Pin spacing 7.5 mm; 5-pole                     | 232-735<br>/005-000         |
|   | <b>Item no.: 232-735/005-000/039-000</b><br>Female connector for rail-mount terminal blocks; straight; Pin spacing 7.5 mm; 5-pole             | 232-735<br>/005-000/039-000 |
|  | <b>Item no.: 232-736/005-000</b><br>Female connector for rail-mount terminal blocks; straight; Pin spacing 7.5 mm; 6-pole                     | 232-736<br>/005-000         |
|  | <b>Item no.: 232-736/005-000/039-000</b><br>Female connector for rail-mount terminal blocks; straight; Pin spacing 7.5 mm; 6-pole             | 232-736<br>/005-000/039-000 |
|  | <b>Item no.: 232-738/005-000</b><br>Female connector for rail-mount terminal blocks; straight; Pin spacing 7.5 mm; 8-pole                     | 232-738<br>/005-000         |
|  | <b>Item no.: 232-740/005-000</b><br>Female connector for rail-mount terminal blocks; straight; Pin spacing 7.5 mm; 10-pole                    | 232-740<br>/005-000         |
|  | <b>Item no.: 232-742/005-000</b><br>Female connector for rail-mount terminal blocks; straight; Pin spacing 7.5 mm; 12-pole                    | 232-742<br>/005-000         |
|  | <b>Item no.: 232-832/005-000</b><br>Female connector for rail-mount terminal blocks; angled; Pin spacing 7.5 mm; 2-pole                       | 232-832<br>/005-000         |
|  | <b>Item no.: 232-833/005-000</b><br>Female connector for rail-mount terminal blocks; angled; Pin spacing 7.5 mm; 3-pole                       | 232-833<br>/005-000         |
|  | <b>Item no.: 232-834/005-000</b><br>Female connector for rail-mount terminal blocks; angled; Pin spacing 7.5 mm; 4-pole                       | 232-834<br>/005-000         |

















|  |  |                             |
|--|--|-----------------------------|
|    | <b>Item no.: 232-836/005-000</b><br>Female connector for rail-mount terminal blocks; straight; Pin spacing 7.5 mm; 6-pole  | 232-836<br>/005-000         |
|    | <b>Item no.: 232-836/005-000/039-000</b><br>Female connector for rail-mount terminal blocks; angled; Pin spacing 7.5 mm; 6-pole  | 232-836<br>/005-000/039-000 |
|    | <b>Item no.: 232-840/005-000</b><br>Female connector for rail-mount terminal blocks; straight; Pin spacing 7.5 mm; 10-pole   | 232-840<br>/005-000         |
|    | <b>Item no.: 232-842/005-000</b><br>Female connector for rail-mount terminal blocks; straight; Pin spacing 7.5 mm; 12-pole   | 232-842<br>/005-000         |
|    | <b>Item no.: 722-132/005-000</b><br>Female connector for rail-mount terminal blocks; straight; 100% protected against mismatching; Pin spacing 5 mm; 2-pole                        | 722-132<br>/005-000         |
|    | <b>Item no.: 722-132/005-000/039-000</b><br>Female connector for rail-mount terminal blocks; straight; 100% protected against mismatching; Locking lever; Pin spacing 5 mm; 3-pole | 722-132<br>/005-000/039-000 |
|   | <b>Item no.: 722-133/005-000</b><br>Female connector for rail-mount terminal blocks; straight; 100% protected against mismatching; Pin spacing 5 mm; 3-pole                        | 722-133<br>/005-000         |
|  | <b>Item no.: 722-133/005-000/039-000</b><br>Female connector for rail-mount terminal blocks; straight; 100% protected against mismatching; Locking lever; Pin spacing 5 mm; 3-pole | 722-133<br>/005-000/039-000 |
|  | <b>Item no.: 722-134/005-000</b><br>Female connector for rail-mount terminal blocks; straight; 100% protected against mismatching; Pin spacing 5 mm; 4-pole                        | 722-134<br>/005-000         |
|  | <b>Item no.: 722-134/005-000/039-000</b><br>Female connector for rail-mount terminal blocks; straight; 100% protected against mismatching; Locking lever; Pin spacing 5 mm; 4-pole | 722-134<br>/005-000/039-000 |
|  | <b>Item no.: 722-135/005-000</b><br>Female connector for rail-mount terminal blocks; straight; 100% protected against mismatching; Pin spacing 5 mm; 5-pole                        | 722-135<br>/005-000         |
|  | <b>Item no.: 722-135/005-000/039-000</b><br>Female connector for rail-mount terminal blocks; straight; 100% protected against mismatching; Locking lever; Pin spacing 5 mm; 5-pole | 722-135<br>/005-000/039-000 |
|  | <b>Item no.: 722-136/005-000</b><br>Female connector for rail-mount terminal blocks; straight; 100% protected against mismatching; Pin spacing 5 mm; 6-pole                        | 722-136<br>/005-000         |
|  | <b>Item no.: 722-136/005-000/039-000</b><br>Female connector for rail-mount terminal blocks; straight; 100% protected against mismatching; Locking lever; Pin spacing 5 mm; 6-pole | 722-136<br>/005-000/039-000 |
|  | <b>Item no.: 722-137/005-000</b>   |                             |



















|  |   |                             |
|--|---|-----------------------------|
|    | Female connector for rail-mount terminal blocks; straight; 100% protected against mismatching; Pin spacing 5 mm; 7-pole   | 722-137<br>/005-000         |
|    | <b>Item no.: 722-137/005-000/039-000</b><br>Female connector for rail-mount terminal blocks; straight; 100% protected against mismatching; Locking lever; Pin spacing 5 mm; 7-pole  | 722-137<br>/005-000/039-000 |
|    | <b>Item no.: 722-138/005-000</b><br>Female connector for rail-mount terminal blocks; straight; 100% protected against mismatching; Pin spacing 5 mm; 8-pole                         | 722-138<br>/005-000         |
|    | <b>Item no.: 722-138/005-000/039-000</b><br>Female connector for rail-mount terminal blocks; straight; 100% protected against mismatching; Locking lever; Pin spacing 5 mm; 8-pole  | 722-138<br>/005-000/039-000 |
|    | <b>Item no.: 722-139/005-000</b><br>Female connector for rail-mount terminal blocks; straight; 100% protected against mismatching; Pin spacing 5 mm; 9-pole                         | 722-139<br>/005-000         |
|    | <b>Item no.: 722-139/005-000/039-000</b><br>Female connector for rail-mount terminal blocks; straight; 100% protected against mismatching; Locking lever; Pin spacing 5 mm; 9-pole  | 722-139<br>/005-000/039-000 |
|   | <b>Item no.: 722-140/005-000</b><br>Female connector for rail-mount terminal blocks; straight; 100% protected against mismatching; Pin spacing 5 mm; 10-pole                        | 722-140<br>/005-000         |
|  | <b>Item no.: 722-140/005-000/039-000</b><br>Female connector for rail-mount terminal blocks; straight; 100% protected against mismatching; Locking lever; Pin spacing 5 mm; 10-pole | 722-140<br>/005-000/039-000 |
|  | <b>Item no.: 722-141/005-000</b><br>Female connector for rail-mount terminal blocks; straight; 100% protected against mismatching; Pin spacing 5 mm; 11-pole                        | 722-141<br>/005-000         |
|  | <b>Item no.: 722-142/005-000</b><br>Female connector for rail-mount terminal blocks; straight; 100% protected against mismatching; Pin spacing 5 mm; 12-pole                        | 722-142<br>/005-000         |
|  | <b>Item no.: 722-142/005-007/039-000</b><br>Female connector for rail-mount terminal blocks; straight; 100% protected against mismatching; Locking lever; Pin spacing 5 mm; 12-pole | 722-142<br>/005-007/039-000 |
|  | <b>Item no.: 722-143/005-000</b><br>Female connector for rail-mount terminal blocks; angled; 100% protected against mismatching; Pin spacing 5 mm; 13-pole                          | 722-143<br>/005-000         |
|  | <b>Item no.: 722-144/005-000</b><br>Female connector for rail-mount terminal blocks; straight; 100% protected against mismatching; Pin spacing 5 mm; 14-pole                        | 722-144<br>/005-000         |
|  | <b>Item no.: 722-144/005-000/039-000</b><br>Female connector for rail-mount terminal blocks; straight; 100% protected against mismatching; Locking lever; Pin spacing 5 mm; 14-pole | 722-144<br>/005-000/039-000 |
|  | <b>Item no.: 722-145/005-000</b><br>Female connector for rail-mount terminal blocks; straight; 100% protected against mismatching; Pin  |                             |













|  |   |                             |
|--|---|-----------------------------|
|    | spacing 5 mm; 15-pole   | 722-145<br>/005-000         |
|    | <b>Item no.: 722-146/005-000</b><br>Female connector for rail-mount terminal blocks; straight; 100% protected against mismatching; Pin spacing 5 mm; 16-pole                        | 722-146<br>/005-000         |
|    | <b>Item no.: 722-146/005-000/039-000</b><br>Female connector for rail-mount terminal blocks; straight; 100% protected against mismatching; Locking lever; Pin spacing 5 mm; 16-pole | 722-146<br>/005-000/039-000 |
|    | <b>Item no.: 722-150/005-000</b><br>Female connector for rail-mount terminal blocks; straight; 100% protected against mismatching; Pin spacing 5 mm; 20-pole                        | 722-150<br>/005-000         |
|    | <b>Item no.: 722-150/005-000/039-000</b><br>Female connector for rail-mount terminal blocks; straight; 100% protected against mismatching; Locking lever; Pin spacing 5 mm; 20-pole | 722-150<br>/005-000/039-000 |
|    | <b>Item no.: 722-232/005-000</b><br>Female connector for rail-mount terminal blocks; angled; 100% protected against mismatching; Pin spacing 5 mm; 3-pole                           | 722-232<br>/005-000         |
|   | <b>Item no.: 722-232/005-000/039-000</b><br>Female connector for rail-mount terminal blocks; straight; 100% protected against mismatching; Locking lever; Pin spacing 5 mm; 3-pole  | 722-232<br>/005-000/039-000 |
|  | <b>Item no.: 722-233/005-000</b><br>Female connector for rail-mount terminal blocks; angled; 100% protected against mismatching; Pin spacing 5 mm; 3-pole                           | 722-233<br>/005-000         |
|  | <b>Item no.: 722-233/005-000/039-000</b><br>Female connector for rail-mount terminal blocks; angled; 100% protected against mismatching; Locking lever; Pin spacing 5 mm; 3-pole    | 722-233<br>/005-000/039-000 |
|  | <b>Item no.: 722-234/005-000</b><br>Female connector for rail-mount terminal blocks; angled; 100% protected against mismatching; Pin spacing 5 mm; 4-pole                           | 722-234<br>/005-000         |
|  | <b>Item no.: 722-234/005-000/039-000</b><br>Female connector for rail-mount terminal blocks; straight; 100% protected against mismatching; Locking lever; Pin spacing 5 mm; 4-pole  | 722-234<br>/005-000/039-000 |
|  | <b>Item no.: 722-235/005-000</b><br>Female connector for rail-mount terminal blocks; angled; 100% protected against mismatching; Pin spacing 5 mm; 5-pole                           | 722-235<br>/005-000         |
|  | <b>Item no.: 722-235/005-000/039-000</b><br>Female connector for rail-mount terminal blocks; angled; 100% protected against mismatching; Locking lever; Pin spacing 5 mm; 5-pole    | 722-235<br>/005-000/039-000 |
|  | <b>Item no.: 722-236/005-000</b><br>Female connector for rail-mount terminal blocks; angled; 100% protected against mismatching; Pin spacing 5 mm; 6-pole                           | 722-236<br>/005-000         |
|  | <b>Item no.: 722-236/005-000/039-000</b><br>Female connector for rail-mount terminal blocks; angled; 100% protected against mismatching;  |                             |

|  |   |                             |
|--|---|-----------------------------|
|    | Locking lever; Pin spacing 5 mm; 6-pole   | 722-236<br>/005-000/039-000 |
|    | <b>Item no.: 722-237/005-000</b><br>Female connector for rail-mount terminal blocks; angled; 100% protected against mismatching; Pin spacing 5 mm; 7-pole                         | 722-237<br>/005-000         |
|    | <b>Item no.: 722-237/005-000/039-000</b><br>Female connector for rail-mount terminal blocks; angled; 100% protected against mismatching; Locking lever; Pin spacing 5 mm; 7-pole  | 722-237<br>/005-000/039-000 |
|    | <b>Item no.: 722-238/005-000</b><br>Female connector for rail-mount terminal blocks; angled; 100% protected against mismatching; Pin spacing 5 mm; 8-pole                         | 722-238<br>/005-000         |
|    | <b>Item no.: 722-239/005-000</b><br>Female connector for rail-mount terminal blocks; angled; 100% protected against mismatching; Pin spacing 5 mm; 9-pole                         | 722-239<br>/005-000         |
|    | <b>Item no.: 722-239/005-000/039-000</b><br>Female connector for rail-mount terminal blocks; angled; 100% protected against mismatching; Locking lever; Pin spacing 5 mm; 9-pole  | 722-239<br>/005-000/039-000 |
|    | <b>Item no.: 722-240/005-000</b><br>Female connector for rail-mount terminal blocks; angled; 100% protected against mismatching; Pin spacing 5 mm; 10-pole                        | 722-240<br>/005-000         |
|  | <b>Item no.: 722-240/005-000/039-000</b><br>Female connector for rail-mount terminal blocks; angled; 100% protected against mismatching; Locking lever; Pin spacing 5 mm; 10-pole | 722-240<br>/005-000/039-000 |
|  | <b>Item no.: 722-241/005-000</b><br>Female connector for rail-mount terminal blocks; straight; 100% protected against mismatching; Pin spacing 5 mm; 11-pole                      | 722-241<br>/005-000         |
|  | <b>Item no.: 722-242/005-000</b><br>Female connector for rail-mount terminal blocks; angled; 100% protected against mismatching; Pin spacing 5 mm; 12-pole                        | 722-242<br>/005-000         |
|  | <b>Item no.: 722-242/005-000/039-000</b><br>Female connector for rail-mount terminal blocks; angled; 100% protected against mismatching; Locking lever; Pin spacing 5 mm; 12-pole | 722-242<br>/005-000/039-000 |
|  | <b>Item no.: 722-243/005-000</b><br>Female connector for rail-mount terminal blocks; angled; 100% protected against mismatching; Pin spacing 5 mm; 13-pole                        | 722-243<br>/005-000         |
|  | <b>Item no.: 722-244/005-000</b><br>Female connector for rail-mount terminal blocks; angled; 100% protected against mismatching; Pin spacing 5 mm; 14-pole                        | 722-244<br>/005-000         |
|  | <b>Item no.: 722-244/005-000/039-000</b><br>Female connector for rail-mount terminal blocks; angled; 100% protected against mismatching; Locking lever; Pin spacing 5 mm; 14-pole | 722-244<br>/005-000/039-000 |
|  | <b>Item no.: 722-246/005-000</b><br>Female connector for rail-mount terminal blocks; angled; 100% protected against mismatching; Pin  |                             |

|  |  |  |                             |
|--|--|--|-----------------------------|
|    | spacing 5 mm; 16-pole  |  | 722-246<br>/005-000         |
|    | <b>Item no.: 722-246/005-000/039-000</b><br>Female connector for rail-mount terminal blocks; angled; 100% protected against mismatching;<br>Locking lever; Pin spacing 5 mm; 16-pole |  | 722-246<br>/005-000/039-000 |
|    | <b>Item no.: 722-250/005-000</b><br>Female connector for rail-mount terminal blocks; angled; 100% protected against mismatching; Pin<br>spacing 5 mm; 20-pole                        |  | 722-250<br>/005-000         |
| <b>Protective Warning Marker</b>   |  |  |                             |
|    | <b>Item no.: 280-415</b><br>Protective warning marker; with high-voltage symbol, black; for 5 terminal blocks  |  | 280-415                     |
| <b>Marking accessories</b>   |  |  |                             |
|    | <b>Item no.: 2009-115</b><br>WMB-Inline; for Smart Printer; on reel; stretchable 5 - 5.2 mm; plain; snap-on type   |  | 2009-115                    |
|    | <b>Item no.: 2009-115/000-002</b><br>WMB-Inline; for Smart Printer; on reel; stretchable 5 - 5.2 mm; plain; snap-on type   |  | 2009-115<br>/000-002        |
|   | <b>Item no.: 2009-115/000-006</b><br>WMB-Inline; for smartPRINTER; on reel; stretchable 5 - 5.2 mm; plain; snap-on type  |  | 2009-115<br>/000-006        |
|  | <b>Item no.: 2009-115/000-007</b><br>WMB-Inline; for Smart Printer; on reel; stretchable 5 - 5.2 mm; plain; snap-on type   |  | 2009-115<br>/000-007        |
|  | <b>Item no.: 2009-115/000-012</b><br>WMB-Inline; for smartPRINTER; on reel; stretchable 5 - 5.2 mm; plain; snap-on type  |  | 2009-115<br>/000-012        |
|  | <b>Item no.: 2009-115/000-017</b><br>WMB-Inline; for Smart Printer; on reel; stretchable 5 - 5.2 mm; plain; snap-on type   |  | 2009-115<br>/000-017        |
|  | <b>Item no.: 2009-115/000-023</b><br>WMB-Inline; for Smart Printer; on reel; stretchable 5 - 5.2 mm; plain; snap-on type   |  | 2009-115<br>/000-023        |
|  | <b>Item no.: 2009-115/000-024</b><br>WMB-Inline; for smartPRINTER; on reel; stretchable 5 - 5.2 mm; plain; snap-on type  |  | 2009-115<br>/000-024        |
|  | <b>Item no.: 209-128</b><br>Adaptor  |  | 209-128                     |
|  | <b>Item no.: 209-140</b><br>Group marker carrier   |  | 209-140                     |
|  | <b>Item no.: 209-141</b><br>Group marker carrier   |  | 209-141                     |
|  | <b>Item no.: 209-142</b>   |  |                             |

|  |   |          |          |
|--|---|----------|----------|
|    | Group marker carrier  |          | 209-142  |
|    | <b>Item no.: 209-185</b><br>Adaptor   |          | 209-185  |
|    | <b>Item no.: 210-612</b><br>Marking strips; for self-marking; plain; Self-adhesive  |          | 210-612  |
|    | <b>Item no.: 793-501</b><br>WMB marking card; as card; not stretchable; plain; snap-on type   |          | 793-501  |
|    | <b>Item no.: 793-501/000-002</b><br>WMB marking card; as card; not stretchable; plain; snap-on type   | /000-002 | 793-501  |
|    | <b>Item no.: 793-501/000-005</b><br>WMB marking card; as card; not stretchable; plain; snap-on type   | /000-005 | 793-501  |
|    | <b>Item no.: 793-501/000-006</b><br>WMB marking card; as card; not stretchable; plain; snap-on type   | /000-006 | 793-501  |
|    | <b>Item no.: 793-501/000-007</b><br>WMB marking card; as card; not stretchable; plain; snap-on type   | /000-007 | 793-501  |
|  | <b>Item no.: 793-501/000-012</b><br>WMB marking card; as card; not stretchable; plain; snap-on type   | /000-012 | 793-501  |
|  | <b>Item no.: 793-501/000-017</b><br>WMB marking card; as card; not stretchable; plain; snap-on type   | /000-017 | 793-501  |
|  | <b>Item no.: 793-501/000-023</b><br>WMB marking card; as card; not stretchable; plain; snap-on type   | /000-023 | 793-501  |
|  | <b>Item no.: 793-501/000-024</b><br>WMB marking card; as card; not stretchable; plain; snap-on type   | /000-024 | 793-501  |
|  | <b>Item no.: 793-5501</b><br>WMB marking card; as card; for terminal block width 5 - 17.5 mm; stretchable 5 - 5.2 mm; plain; snap-on type         |          | 793-5501 |
|  | <b>Item no.: 793-5501/000-002</b><br>WMB marking card; as card; for terminal block width 5 - 17.5 mm; stretchable 5 - 5.2 mm; plain; snap-on type | /000-002 | 793-5501 |
|  | <b>Item no.: 793-5501/000-005</b><br>WMB marking card; as card; stretchable 5 - 5.2 mm; plain; snap-on type                                       | /000-005 | 793-5501 |
|  | <b>Item no.: 793-5501/000-006</b><br>WMB marking card; as card; stretchable 5 - 5.2 mm; plain; snap-on type                                       | /000-006 | 793-5501 |

|  |   |                      |
|--|---|----------------------|
|    | <b>Item no.: 793-5501/000-007</b><br>WMB marking card; as card; stretchable 5 - 5.2 mm; plain; snap-on type                       | 793-5501<br>/000-007 |
|    | <b>Item no.: 793-5501/000-012</b><br>WMB marking card; as card; stretchable 5 - 5.2 mm; plain; snap-on type                       | 793-5501<br>/000-012 |
|    | <b>Item no.: 793-5501/000-017</b><br>WMB marking card; as card; stretchable 5 - 5.2 mm; plain; snap-on type                       | 793-5501<br>/000-017 |
|    | <b>Item no.: 793-5501/000-023</b><br>WMB marking card; as card; stretchable 5 - 5.2 mm; plain; snap-on type                       | 793-5501<br>/000-023 |
|    | <b>Item no.: 793-5501/000-024</b><br>WMB marking card; as card; stretchable 5 - 5.2 mm; plain; snap-on type                       | 793-5501<br>/000-024 |
| <b>Jumper</b>  |   |                      |
|    | <b>Item no.: 210-103</b><br>Wire commoning chain; insulated; 50 connections   | 210-103              |
|    | <b>Item no.: 210-123</b><br>Wire commoning chain; insulated; 50 connections   | 210-123              |
|  | <b>Item no.: 249-123</b><br>Push-in type wire jumper; insulated; wire length 180 mm; Conductor cross section 0.75 mm <sup>2</sup> | 249-123              |
|  | <b>Item no.: 249-125</b><br>Push-in type wire jumper; insulated; wire length 60 mm; Conductor cross section 0.75 mm <sup>2</sup>  | 249-125              |
|  | <b>Item no.: 249-126</b><br>Push-in type wire jumper; insulated; wire length 110 mm; Conductor cross section 0.75 mm <sup>2</sup> | 249-126              |
|  | <b>Item no.: 249-127</b><br>Push-in type wire jumper; insulated; wire length 250 mm; Conductor cross section 0.75 mm <sup>2</sup> | 249-127              |
|  | <b>Item no.: 280-402</b><br>Adjacent jumper; insulated; IN = IN terminal block  | 280-402              |
|  | <b>Item no.: 280-409</b><br>Alternate jumper; insulated; IN = IN terminal block   | 280-409              |
|  | <b>Item no.: 280-422</b><br>Adjacent jumper; insulated; IN = IN terminal block  | 280-422              |
|  | <b>Item no.: 280-482</b><br>Comb-style jumper bar; insulated; 2-way; IN = IN terminal block                                       | 280-482              |
|  | <b>Item no.: 280-483</b><br>Comb-style jumper bar; insulated; 3-way; IN = IN terminal block                                       | 280-483              |
|  | <b>Item no.: 280-484</b><br>Comb-style jumper bar; insulated; 4-way; IN = IN terminal block                                       | 280-484              |
|  | <b>Item no.: 280-485</b><br>Comb-style jumper bar; insulated; 5-way; IN = IN terminal block                                       | 280-485              |

|  |  |         |
|--|--|---------|
|    | <b>Item no.: 280-490</b><br>Comb-style jumper bar; insulated; 10-way; IN = IN terminal block                               | 280-490 |
|    | <b>Item no.: 280-492</b><br>Alternate comb-style jumper bar; insulated; 2-way; IN = IN terminal block                      | 280-492 |
|    | <b>Item no.: 709-110</b><br>Wire commoning chain; insulated; 4 connections; 3 x 110 mm                                     | 709-110 |
|    | <b>Item no.: 709-111</b><br>Wire commoning chain; insulated; 3 connections; 2 x 120 mm                                     | 709-111 |
|    | <b>Item no.: 709-112</b><br>Wire commoning chain; insulated; 3 connections; 2 x 170 mm                                     | 709-112 |
|    | <b>Item no.: 780-452</b><br>Staggered jumper; insulated; from 1 to 2; Spacing: 5 mm; suitable for 2-conductor female plugs | 780-452 |
|    | <b>Item no.: 780-453</b><br>Staggered jumper; insulated; from 1 to 3; Spacing: 5 mm; suitable for 2-conductor female plugs | 780-453 |
|    | <b>Item no.: 780-454</b><br>Staggered jumper; insulated; from 1 to 4; Spacing: 5 mm; suitable for 2-conductor female plugs | 780-454 |
|    | <b>Item no.: 780-455</b><br>Staggered jumper; insulated; from 1 to 5; Spacing: 5 mm; suitable for 2-conductor female plugs | 780-455 |
|   | <b>Item no.: 780-456</b><br>Staggered jumper; insulated; from 1 to 6; Spacing: 5 mm; suitable for 2-conductor female plugs | 780-456 |
|  | <b>Item no.: 780-457</b><br>Staggered jumper; insulated; from 1 to 7; Spacing: 5 mm; suitable for 2-conductor female plugs | 780-457 |
|  | <b>Item no.: 780-458</b><br>Staggered jumper; insulated; from 1 to 8; Spacing: 5 mm; suitable for 2-conductor female plugs | 780-458 |

## Downloads

## Documentation

## Bid Text

|         |                |          |
|---------|----------------|----------|
| 280-641 | doc<br>24.6 kB | Download |
|---------|----------------|----------|

## CAD/CAE - Smart Data

## CAD data

|                     |     |          |
|---------------------|-----|----------|
| 3D Download 280-641 | URL | Download |
|---------------------|-----|----------|



Subject to changes.

---